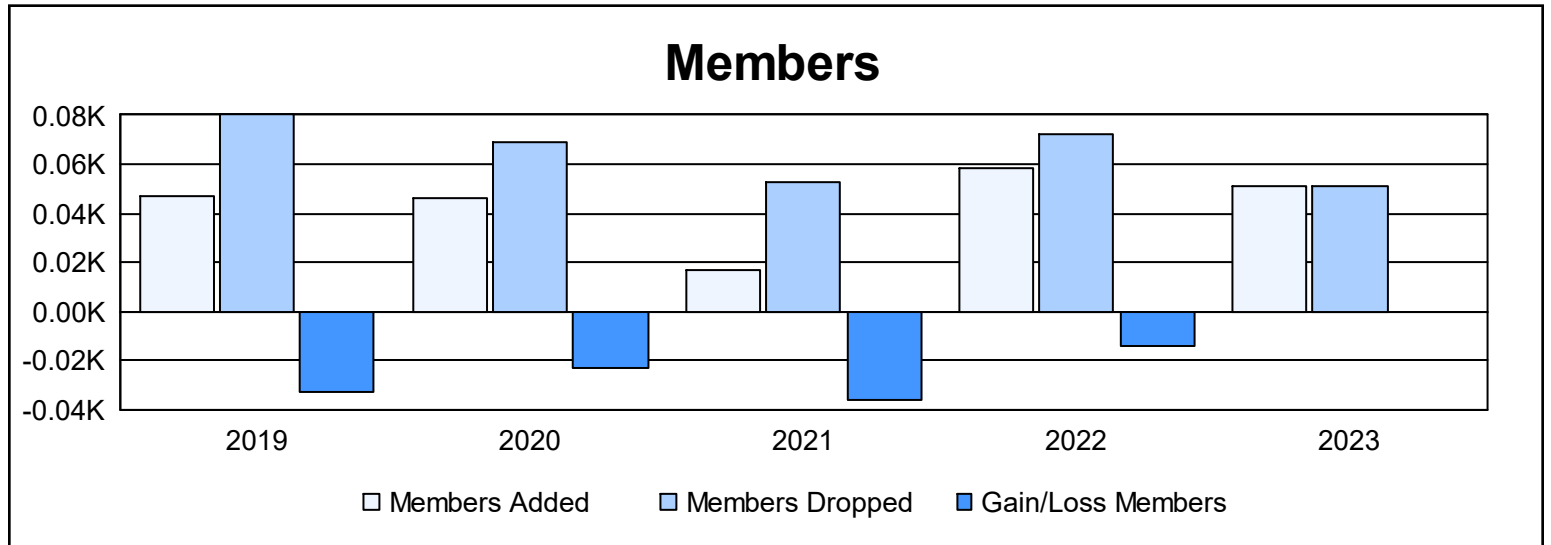
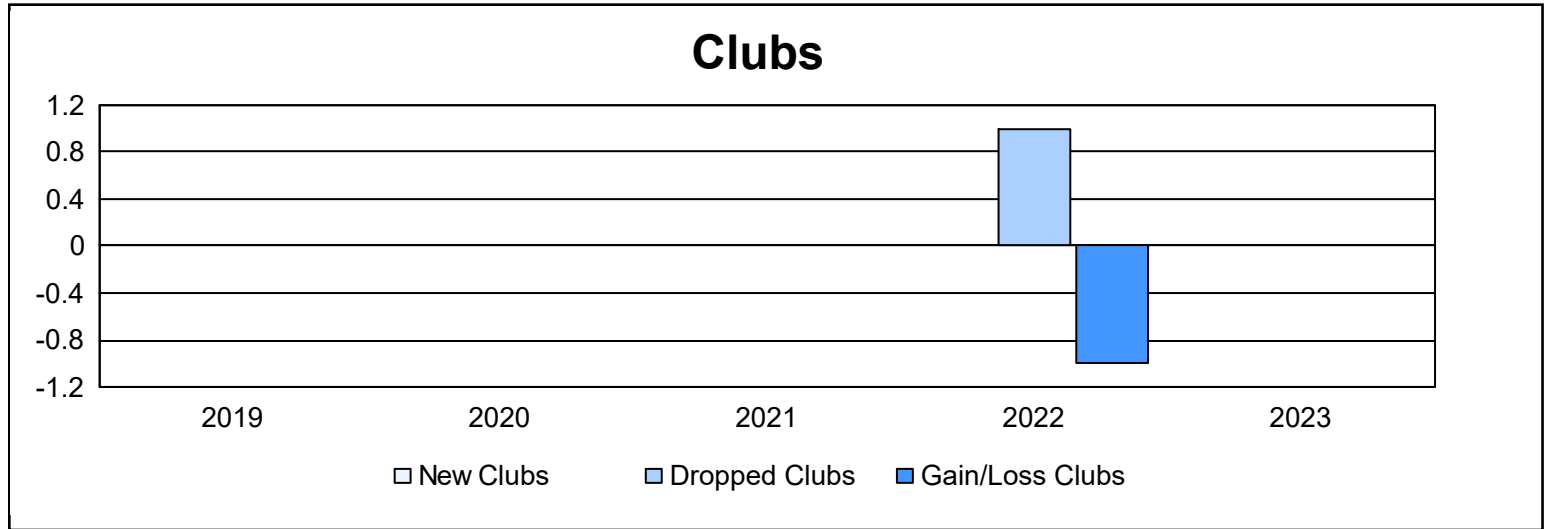
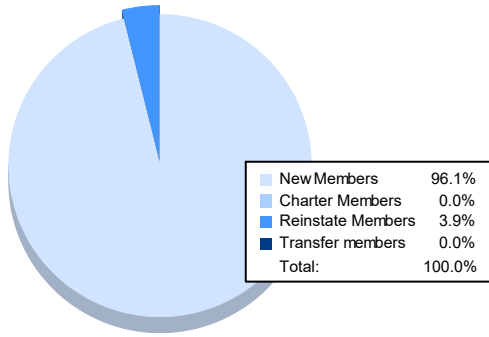


Year	New Clubs	Dropped Clubs	Gain/ Loss Clubs	New Members	Charter Members	Reinstate Members	Transfer Members	Total Member Added	Total Members Dropped	Gain/ Loss Members
2018-2019	0	0	0	41	0	5	1	47	80	-33
2019-2020	0	0	0	44	1	0	1	46	69	-23
2020-2021	0	0	0	16	0	0	1	17	53	-36
2021-2022	0	1	-1	49	0	5	4	58	72	-14
2022-2023	0	0	0	49	0	2	0	51	51	0
<b>Average</b>	<b>0</b>	<b>0</b>	<b>0</b>	<b>40</b>	<b>0</b>	<b>2</b>	<b>1</b>	<b>44</b>	<b>65</b>	<b>-21</b>



### Membership Composition June 2023 Cumulative



### Gender Composition June 2023 Cumulative

